


GLENVIEW SCHOOL



Honesty Effort Respect Engagement
we go!


Welcome to your first year at school. This booklet is to help you get settled into our learning environment.
So Here we go on the pathway to success!

Getting Ready for School

It is helpful to pre-enrol so we know you're coming. Bring the birth certificate and immunization records of your child for verification purposes. Also if a B4 Check has been carried out bring this document. The office staff will help you fill out the required forms and ask you to sign a consent form agreeing to regular school activities.

You will be invited to attend our "HERE We Go" Meetings held each term for those parents and children who have enrolled. This provides a chance to meet the Principal, Assistant Principal and Team Leader of the Junior School, have a guided tour of the school, meet the New Entrant teachers and ask any questions we haven't covered in our discussions.

Two pre-visits help your child to become familiar with the school environment, their classroom and teacher while you attend the meetings. These are held from 2.00 – 3.00pm on a selected day (notified by mail / website calendar) each term. We go over our information booklet, the Year One programme and share ways for you to successfully transition your child into school



The Big Day!



Bring your child to the office between 8.30 and 8.45 a.m. on their first day. Stay for a brief time even if your child seems upset (they truly settle quickly)! Feel welcome to ring if you are concerned about how he/ she is settling.

What to bring each day... *play lunch, lunch (including a drink), sunhat, spare clothes (underwear, pants or skirt, t- shirt) in case of a mishap, and of – course a schoolbag.*

The school stocks stationery and payment for this can be made at the office.

Encouraging Independence!

Developing independence is an important goal in the first year at school.



How can you help?

- *Let your child come into school by themselves once they have settled*
- *Expect them to be responsible for their bag and belongings (hanging it up etc)*
- *Let them be in charge of choosing their home reader, and changing this independently every day*
- *Let them put their book-bag away each day*
- *Giving them time to do all they can for themselves*



Helpful Hints About School Life

Assemblies are held on Fridays at 9.00am. All parents / whanau are welcome. These are advertised in the weekly newsletter. If your child is receiving a certificate you will be notified beforehand.

School Boundaries are in place for safety reasons. Junior children are not allowed on the big field, middle / senior playground or the car-park. Please help us to reinforce these rules by discussing them at home. The Junior playground is **out of bounds** before 8.30 am. and after 3pm. for all children including pre-schoolers.

The canteen is open at the office at both breaks for cookies and drinks. Lunches can be bought on Fridays before school at the hall foyer. It helps to put money in an envelope with the order written on the front.

There are two 40 minute breaks daily. Teachers supervise eating for the first 10 minutes. Cut small lunches and discuss with your child what is for first break and what is for second break. Ensure your child can un-wrap the food provided. High sugar, salt and colour content foods are discouraged at school. Yoghurts are also difficult for little children to eat so we prefer these NOT to be part of lunch. Children are asked to take all uneaten food home with any packaging.

Supervision is provided at each break. Please encourage your child to seek help from the 'duty teacher' if they have any problems.

Lost Property is situated in the hall foyer. Please name all clothing.

Homework is sent every day. Please check your child's book bag for a daily reader and the notebook for basic sight words he/ she is learning to recognize (and later spelling words for writing practice). We ask you to record the title of the reader and sign the notebook each night. Sometimes a poem folder will be sent home for sharing. A library book is sent home each week. Please return all homework each day. Remember it is expected to be an enjoyable sharing time with your child.

Working Together in Partnership

*There are several ways you can help to prepare your child for school.
We find they get off to a great start if they can...*



- *Use the toilet independently (and wash/ dry hands)*
- *Recognise their own clothing (please have these named)*
- *Dress themselves into togs / clothes quickly during swimming season*
- *Follow simple instructions*
- *Use a handkerchief / tissue correctly*
- *Tell an adult if they are troubled about something/ someone*
- *Put their own reader & book bag away*
- *Recognise their name*
- *Turn the pages of a book carefully*
- *Sit and stay focused for a short time (e.g. listening to a story)*
- *Play and work alongside other children*

Once they are at school learning is also enhanced by helping your child to...

- *Recognise and write his/ her name*
- *Share stories together with lots of talk*
- *Recognise and name basic colours and shapes*
- *Rote count and recognise numbers to 10*
- *Point to words in a book (1 to 1 as they read)*
- *Turn the pages in a book and have it around the correct way*
- *Use scissors and a glue stick*
- *Hold a pencil correctly*
- *Keep school a positive experience by sharing successes! We are here to help you if you have any concerns. Please come and talk to us.*

*This is by no means a required list of skills before children start school.
Children develop at different rates and times, so don't worry if they don't
have some of the skills above.*

Other ideas which help prepare for school success...

- *Read to your child daily. This is the beginning of your child learning to read. Talk about the story too!*
- *Lots of valuable reading skills are learnt through reading and re-reading favourite books. Visiting the library is a great way to encourage a 'love of books'*
- *Attend our 'Reading Together' Parent Programme. We offer this at our second meeting to help parents work at home with their children*
- *Participate in active pastimes like walks, visits to the playground, family games. Such activity contributes to your child's development and experiences.*
- *Expect your child to be tired during the first few weeks of school and plan for 'low key' after school activities*
- *Modelling is a powerful tool. Children copy adults and therefore seeing you read, write, compute, draw etc sends an important message that these skills are both necessary and enjoyable for everyday life.*




School is a partnership with home. We aim to build a strong partnership so....

Send your child every day unless he / she is sick. The first year is very important for success at school. Lots of learning happens and research shows children with consistent absences fall behind quickly. Be here and be on time!

Share any concerns with us. Make an appointment with the class teacher first and if necessary this can be followed up with the AP-Junior and / or the Principal. Questions regarding teaching programmes or other children are best discussed with the teacher rather than with or in front of your child.

We get in touch to share information about your child's Entry Survey (after a month at school), his / her 5 Year 6 Month Survey (after six months at school) and 6 Year Observation Survey (after a year at school). We set goals and discuss how you can help.



Come and help in the classroom (once your child has settled) or with school trips, making resources etc. See the class teacher about any help you can offer.

Talk to your child about what they have been learning at school. Be supportive and positive!!!!

***Together we will work towards 'being our best'
HERE at Glenview School!***



*Thanks for taking time to read this booklet.
Please come and see us if you have any further
queries.*